

PROPS
CHAIR, WHITE
AND GOLD

8' = 2438mm (2.438m)



H 184mm X L 2935mm

CORNICE
COLOUR: SLATE II
CORNICE: C0054 DORIC FLORET



H 42mm X L 1830mm

WALL
COLOUR: PLASTER V



MOULDING
COLOUR: SLATE II
MOULDING: P2015
BOLECTION MOULD
8 X P2015C
CURVED CORNERS



H 91mm X L 2170mm

DADO RAIL
COLOUR: SLATE II
DADO: PLAIN DADO P2041



H 42mm X L 1830mm

MOULDING BELOW DADO
COLOUR: SLATE II
MOULDING: P2015
BOLECTION MOULD
8 X P2015C
CURVED CORNERS

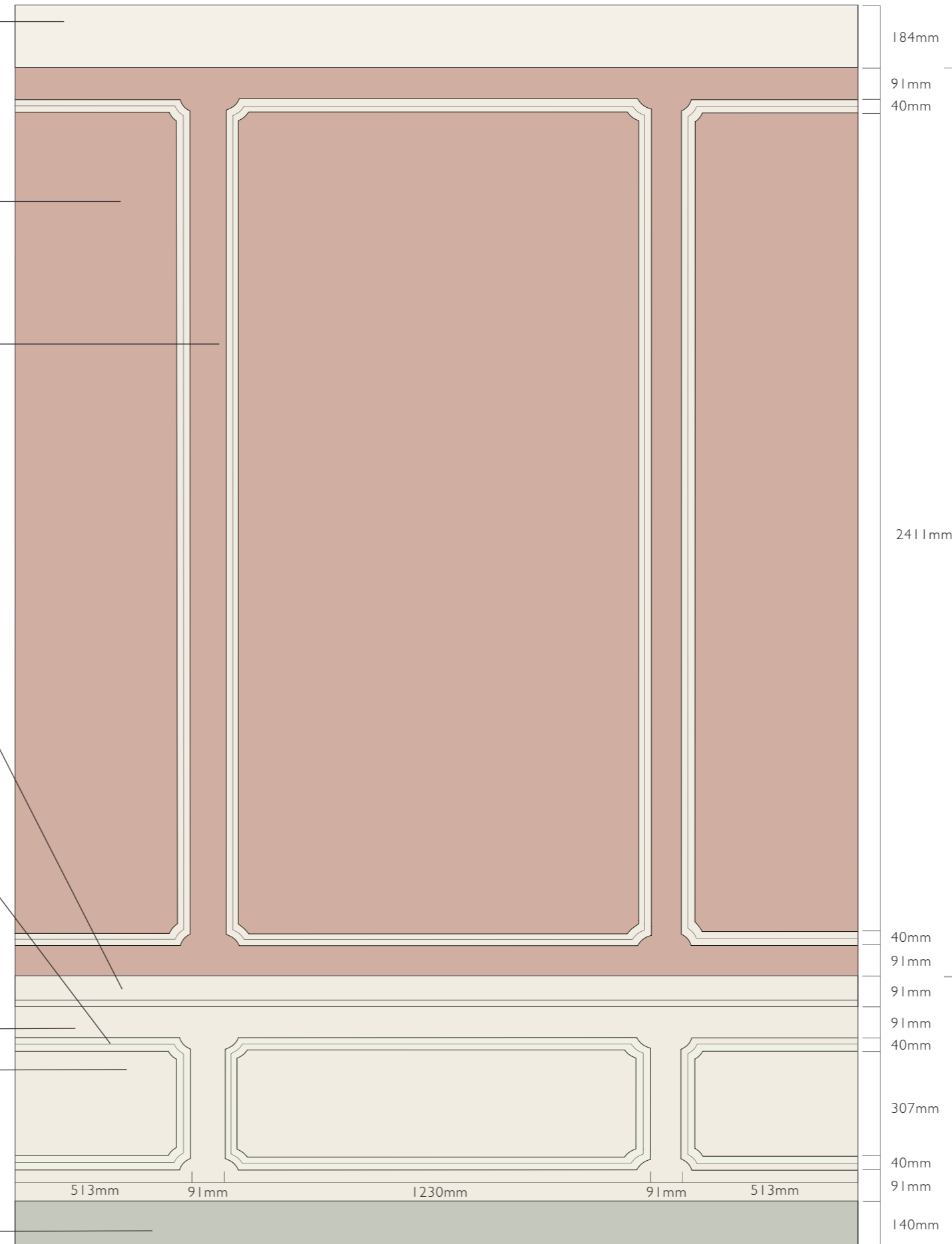


WALL BELOW DADO
COLOUR: SLATE IV



H 140mm X L 1800mm

SKIRTING
COLOUR: SLATE V
SKIRTING: COMBINATION 4
CLASSIC SKIRTING



184mm
91mm
40mm

2411mm 2673mm
12' = 3657mm (3.657m)

40mm
91mm
91mm
91mm
40mm

307mm 800mm

40mm
91mm
140mm

513mm 91mm 1230mm 91mm 513mm



H 278mm X L 2945mm

CORNICE
COLOUR: SLATE IV
CORNICE: C0008 PLUME AND FAN



H 42mm X L 1830mm

WALL
COLOUR: STEEL V

MOULDING
COLOUR: STEEL I
MOULDING: P2015 BOLECTION MOULD

PANEL BED
COLOUR: STEEL IV



H 91mm X L 2059mm

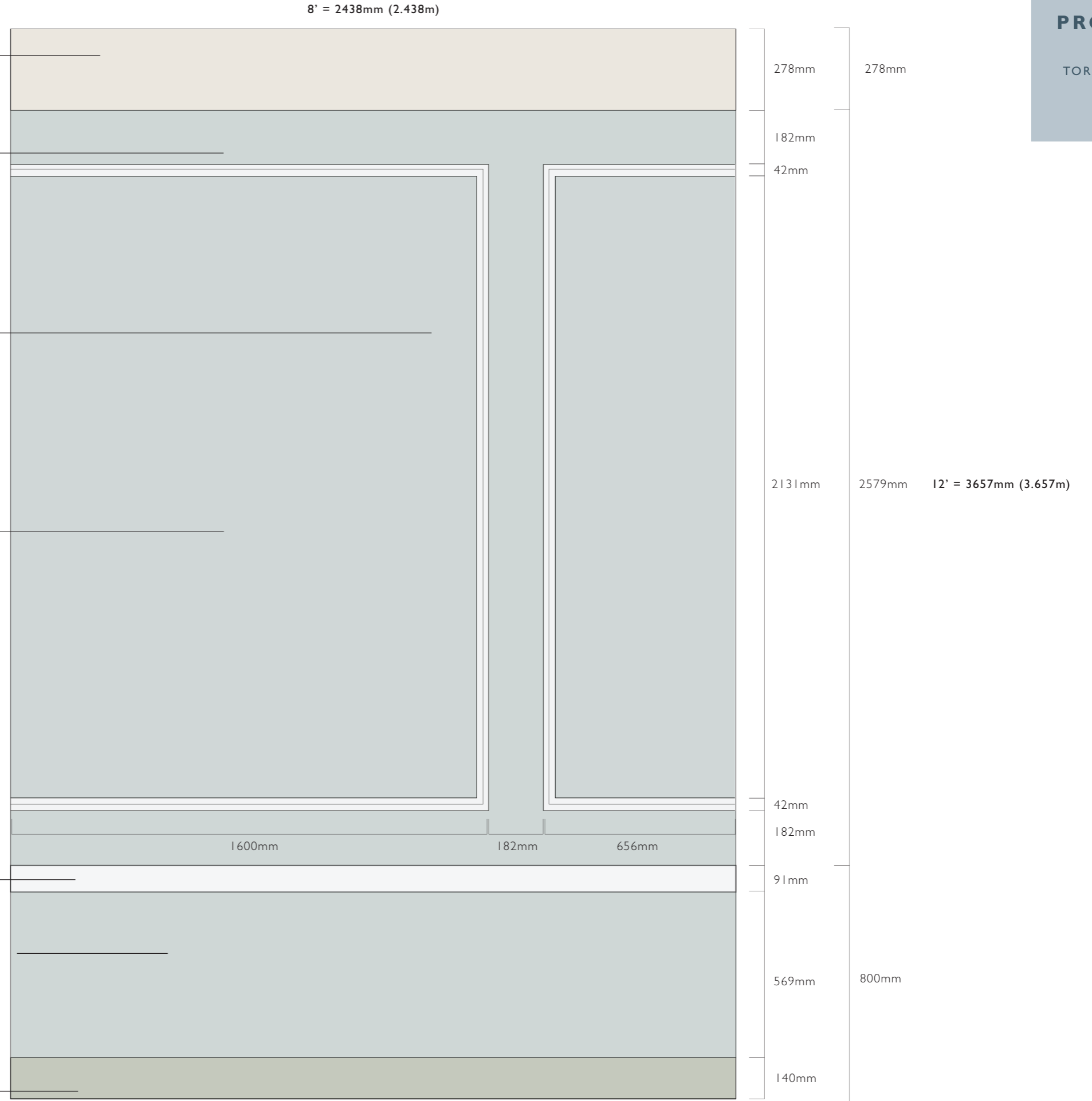
DADO RAIL
COLOUR: SLATE IV
DADO: P2040 BEAD AND SWIRL DADO



H 140mm X L 1800mm

WALL BELOW DADO
COLOUR: STEEL V

SKIRTING
COLOUR: SLATE V
SKIRTING: COMBINATION 4 CLASSIC SKIRTING



PROPS

CHAIR:
BLACK
VICTORIAN
PICTURE:
NEW ZEALAND
FERN SERIES



H 180mm X L 2550mm



H 25mm X L 610mm

CORNICE

COLOUR: CLAY V
CORNICE: C0029 LARGE
ACANTHUS LEAF WITH BEAD

PICTURE RAIL

COLOUR: CLAY V
HIGH PICTURE RAIL: P2002 BEADED

WALL

COLOUR: MOSS

DADO RAIL

COLOUR: MALLET
DADO: P2055 ACANTHUS DADO

SMALL DADO RAIL

COLOUR: MALLET
DADO: P2002 BEADED

WALL BELOW DADO

COLOUR: TRUFFLE

SKIRTING

COLOUR: MALLET
SKIRTING: COMBINATION 4
CLASSIC SKIRTING



H 98mm X L 2725mm



H 25mm X L 610mm



H 140mm X L 1800mm

8' = 2438mm (2.438m)

180mm

280mm

75mm

25mm

2577mm

12' = 3657mm (3.657m)

98mm

75mm

25mm

800mm

462mm

140mm

PROPS
 CHAIR: WHITE
 HOFFMAN
 ARTS AND
 CRAFTS
 PAINTING:
 EGYPTIAN
 WATERCOLOUR



H 151mm X L 3250mm



H 34mm X L 2000mm



H 91mm X L 2170mm



H 34mm X L 2000mm



H 140mm X L 1800mm

CORNICE
 COLOUR: STONE II
 CORNICE: C0031 LARGE
 ACANTHUS SCROLL

**WALLS ABOVE
 PICTURE RAIL**
 COLOUR: STONE I

PICTURE RAIL
 COLOUR: STONE II
 PICTURE RAIL: P2008 PLAIN PANEL

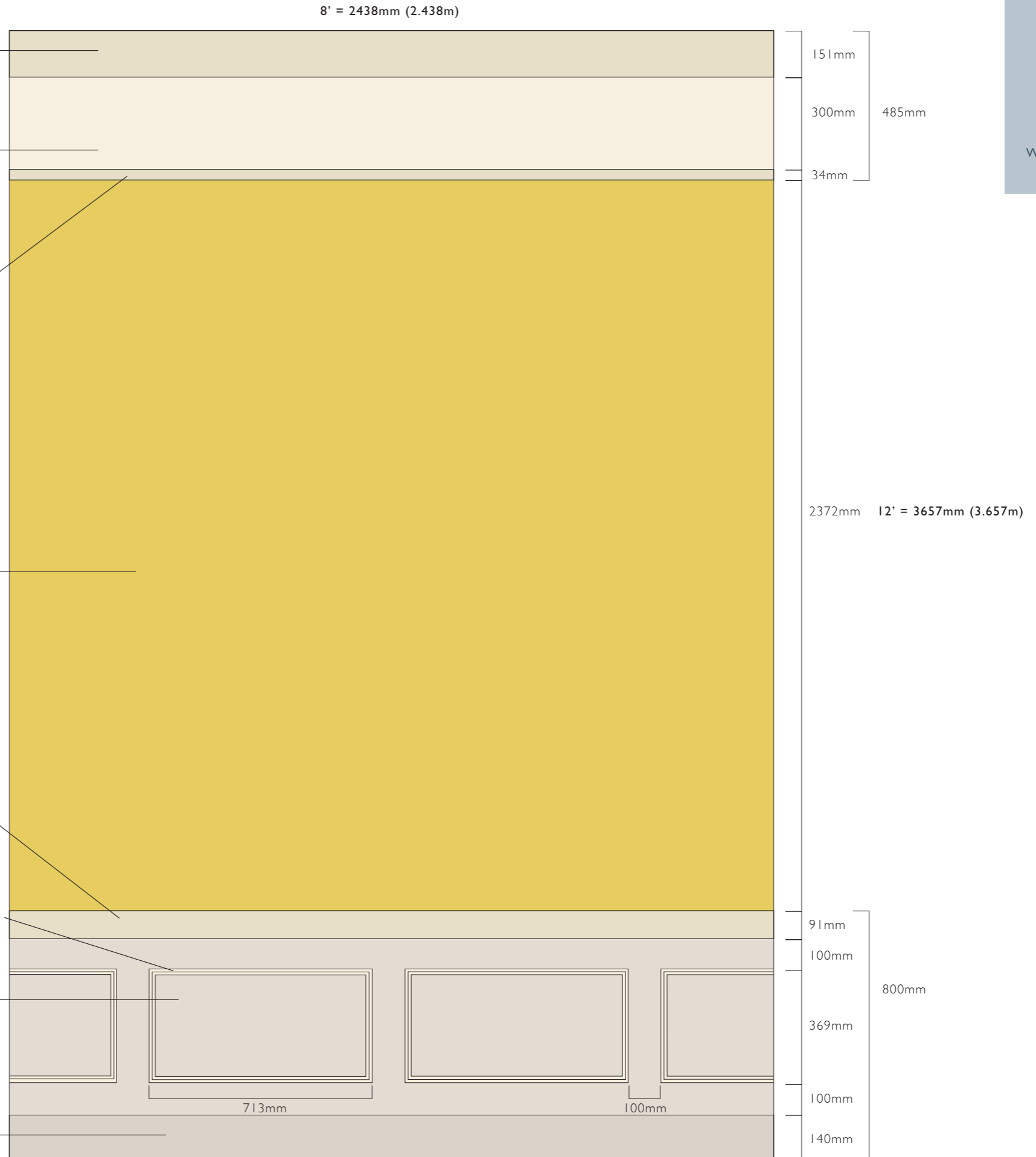
WALL
 COLOUR:
 CHINESE EMPEROR

DADO RAIL
 COLOUR: STONE II
 DADO: P2041 PLAIN DADO

MOULDING BELOW DADO
 COLOUR: STONE I
 MOULDING: P2008 PLAIN PANEL

WALL BELOW DADO
 COLOUR: STONE III

SKIRTING
 COLOUR: STONE IV
 SKIRTING: COMBINATION 4
 CLASSIC SKIRTING





H 92mm X L 2750mm

CORNICE

COLOUR: STONE V
CORNICE: C0107 SWAN
NECK CORNICE

8' = 2438mm (2.438m)

92mm

PROPS
CHAIR:
ROBSJOHN
GIBBONS
WALL FEATURE:
SUNDIAL
LAMP: RED
FLOOR LAMP

WALL

WALLPAPER DESIGN:
ORCHESTRATION –
TARANTELLA
WALLPAPER COLOUR:
ANCORA PIU' FORTE

3425mm 12' = 3657mm (3.657m)



H 140mm X L 1800mm

SKIRTING

COLOUR: MOTH
SKIRTING: COMBINATION 4
CLASSIC SKIRTING

140mm

